

0.001 microns

# USA AQI Air Quality Index Purple Map



10 microns

90% of Airborne Particles

9% of Particles

1% of Particles

0.003 microns

**IQ Air HyperHEPA Filter with Nanofibers 99.5% 0.003microns & larger**

## Air Quality Index

.001-10microns

4 Gases

Carbon Monoxide

Ozone

Sulfur Dioxide

Nitrogen Dioxide

Plus Lead

## Plus Particulates

PM <2.5microns

PM 2.5-10microns

But No Molds

And No Pollens

Atmospheric Dust


Sahara Dust

Gases, Aerosols, Fumes

Car Exhaust



Soot



Ground Level Ozone

Smog



Wildfire Smoke



Tobacco Smoke



## Air Quality Index and Relative Size Chart

Hepatitis A Virus  
.030 micron



Dust Mite Allergens Droppings & Eggs  
.2-25 microns



Pet Dander Skin Cells & Hair  
.1-25 microns



Hepatitis C Virus  
.060 micron



Herpes Virus  
.20 micron



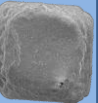
Bacteriophage  
.024 micron




Ebolavirus  
.970 micron




Grain of Salt  
300 microns



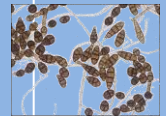
Human Hair  
30-90 microns



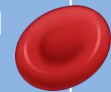
Pollen  
10-90 microns



Mold Spores  
8-80 microns



Red Blood Cell  
10 microns



Smallest Visible to Human Eye  
30 microns  
Like fine hair!



Electron Microscope

Light Microscope

Visible

0.001 microns

0.01

0.1

0.3

1

2.5

10

100

Nanoparticles

**ULTRAFINE PARTICLES 90%**



Brain



Lungs



Throat



Eyes



Nose



Heart



Kidneys



Liver

**FINE PARTICLES 9%**



Lungs



Throat



Eyes



Nose

**COARSE PARTICLES 1%**



Throat



Eyes



Nose